

Oxford City Rough sleeper survey 2006

Shelter



elmore
team

Introduction - p2 Conclusions drawn - p4 The
methodology of the survey - p6 The findings of the survey -
p11 Appendix1 the questionnaire - p21

Introduction

The Elmore Team work with people in Oxford City with multiple needs, who do not fit the services of other agencies. In the autumn of 2006 Elmore undertook a project to survey street homeless people in Oxford. The survey was supported and funded by the national charity Shelter.

There were two primary aims of the project:

- 1/ To evaluate innovative ways of assessing the extent and nature of street homelessness.
- 2/ To gain a thorough understanding of the extent and nature of street homelessness in Oxford.

The survey carried out should be viewed as a pilot. This document reports on both the methodology undertaken and the findings, based on the information received from the homeless people who participated.

A similar survey has been carried out by the Simon Community in Leeds in both 2005 and 2006, comparisons on findings are made.

Elmore Community Services believe this work has provided valuable information, we are pleased to share this with other agencies concerned with street homelessness in Oxford and elsewhere.

Summary of the evaluation of the methodology used

- A survey provides a complimentary method of gaining a detailed qualitative local picture of homelessness that can be used alongside a street count.
- Homeless people were very willing to be involved and welcomed the chance to share their experiences. In the future more defined and specific topics could be addressed as part of a formal local consultation with the homeless.
- An additional outcome of this methodology is the opportunity to train and support homeless people to carry out the survey, raising people's skills, confidence and motivation.

Summary of the findings from the information received

- 50 people took part in the survey, all of whom were homeless by the definition that: they lacked accommodation of any description (rough sleeping, in a tent) or that they lacked a tenancy (sofa surfing, in a squat). No one surveyed currently had a hostel bed.
- The majority of those surveyed were white males from the UK, in their late twenties and thirties.
- Under a third of the participants had been living in Oxford for less than two years.
- 44% had been homeless on this occasion for more than two years (often significantly longer). 20% of those surveyed were homeless for the first time.
- The main issues highlighted as contributing to their homeless situation were addiction, relationship/family breakdown and prison (this question was asked in a recent similar survey carried out in Leeds and the same three issues were predominately highlighted).
- 78% of people had not used an Oxford homeless hostel in the last two months. However only 4% were not engaged in any type of support service. The range of support services used varied from 0 – 12 by any one person. Drop in services were particularly well used by this group.
- 50% of people had slept rough in the last two months, of those 20 % chose never to sleep rough in the city centre.
- Over a third of the group had been sleeping in a tent in the last two months, the majority of whom said they would never sleep rough in the city centre for safety and anonymity reasons.
- 92% of this group of people (bearing in mind 44% had been homeless on this occasion for more than two years) wanted to be securely housed, this is contrary to the common belief that long term rough sleepers choose this as a lifestyle choice.
- The two areas which people felt would most support them to move on from their current situation were support to find employment and support to access the private rental sector.

Conclusions drawn

Whilst a street count endeavours to identify numerical trends and answer the quantitative question of 'how many', a survey asks 'why' in a much broader sense, aiming to look more closely at those who are street homeless and seek potential solutions. The conclusions that can be drawn from these results are tentative and rely purely on the subjective view of those interviewed, however we would conclude:

Private Rental Schemes

The high number of people refusing to consider using homeless hostels suggests a group, whom for various reasons, can not have their accommodation needs met in this mass way. From this homeless groups view, the preferred choice was the Private Rental Sector.

Using the private rented sector as a source of settled housing for homeless households is currently on the Government's homeless policy agenda. Whilst private rental accommodation is not appropriate to everyone and its suitability for housing street homeless people has been questioned, it may be more suitable than we think. There are schemes across the country that have been successful, the key is that adequate support is made available.

- CHAG - Coastal Homeless Action Group are a charity operating along the Suffolk coast, showing that private rents can be a viable alternative to rough sleeping and hostel for homeless people including those with histories of crime and problematic drug use.
[For more information contact jim@chag.org.uk](mailto:jim@chag.org.uk)
- The Home Office's Comprehensive Rent Deposit Model is currently piloting this model in 13 DAT partnership areas.

Employment

The aspirations of people were high, showing a group of people trying not to get stuck in a system that they perceived as negative. Education and employment were on top of many people's agendas.

- OSW – Off the Streets and into Work are a charity that tackles homelessness by supporting individuals to access education, training, volunteering and employment, aiming to conduct research and influence policy.
[For more information contact www.osw.org.uk](http://www.osw.org.uk)
- Ex-cell provides access to accommodation and employment for homeless ex prisoners together with the long term support to make both accommodation and employment fully sustainable.
[For more information contact www.ex-cell.org.uk](http://www.ex-cell.org.uk)

Effectiveness of Street teams

58% received support from Oxford's Street team. This is a significantly greater proportion than the findings in Leeds revealed. (In addition it should be noted that the figure of 58% relates to the acceptance of support by people. Not the number for whom awareness and engagement had been attempted, which we would expect to be higher).

Accuracy of the Street count

64% of those surveyed reported that they 'sometimes' sleep rough in the city centre. The fluidity of this large group is significant as they randomly could be picked up or missed out on in a count. Whilst the Street count in Oxford inevitably always misses some people who choose never to sleep in the city (and hence would never be counted), the actual numbers who always sleep outside of the city centre (on this occasion 20%) are fewer than may well have been predicted locally. This pattern is fairly similar to what has come from the Leeds results.

Do you sleep rough in the city centre? 2006					
Yes all the time	Leeds 9%	Oxford 16%	No never	Leeds 28%	Oxford 20%
Sometimes	Leeds 58%	Oxford 64%	Would rather not say	Leeds 7%	Oxford 0%

The police's use of enforcement

This survey only touched on the police's use of enforcement. However what is apparent is that in Oxford enforcement measures have not been introduced quite so rigorously as in certain other parts of the country. The concern with enforcement is that it potentially displaces the problem rather than solving it. In Oxford it appears that rough sleepers are less displaced which makes it easier for welfare agencies to engage with them.

The role of 'drop in' services

From this homelessness groups view, drop in services were vital and well used. The one that was most well used by this group is the one which is the most accessible (requiring not even a name). There will inevitably always be debate about the role of drop in services. What is apparent from this survey is that they manage to engage some hard to reach rough sleepers who are not using other services. They have therefore a key role to play in reducing homelessness in the city and this role should be recognised by other agencies.

People's desire to move out of homelessness

It is worth reiterating that only two of the fifty people surveyed did not want to move on from their homelessness situation. This suggests that 'a lifestyle choice' is not the barrier to people accessing services that is sometimes presumed.

The methodology of the survey

There were two primary aims of the project:

1/ To evaluate innovative ways of assessing the extent and nature of street homelessness.

It is common practice in the United States to survey homeless people alongside standard 'street counts'. This assessment tool is seen as useful in providing additional qualitative information to enhance the numerical information gained by a count.

The main shortcoming of simple 'street counts' is that they invariably miss some people..... Further simple 'street counts' do not provide comprehensive, in-depth information. Burt M R: Practical methods for Counting the Homeless: A manual for States and Jurisdictions (2nd edition) 1996

The aim in Oxford was to pilot the American methodology and carry out a survey on homeless people. The survey would take the form of an interview, carried out on the street. The interviewers would be a group of people with experience of using homelessness services.

2/ To gain a thorough understanding of the extent and nature of street homelessness in Oxford.

Throughout the country there is contention as to the effectiveness of street counts as a means of gaining a true picture of homelessness. The aim of carrying out a survey was not to undermine or contradict the findings of a street count but to demonstrate that there are alternative and additional methods that can be used which could prove complimentary.

'Street counts' tend to be done quickly with minimal interaction with the people counted, they are generally limited to collecting numbers and locations of unsheltered people.... Burt M R: Practical methods for Counting the Homeless: A manual for States and Jurisdictions (2nd edition) 1996

The aim was to gain a broader picture of the people currently street homeless in Oxford, to understand their needs, the issues and barriers they face and their plans for the future. Such information might give indications as to what (if anything) is preventing people from moving on from their situation and assist the planning of service delivery in the future.

Who the survey was aimed at.

The definition of 'homeless' used in the survey was:

- Not having any accommodation at all; i.e. sleeping rough either on the street, in a car, in a tent or in some form of shelter such as a car park or shed.
- Not having a tenancy: i.e. squat or sofa surfing.

In total 50 people took part in the survey.

The project endeavoured to identify and survey those people who were currently less or not engaged with services. For this reason no one currently with a place in a direct access or homeless hostel was interviewed.

The member of staff carrying out the project was present whilst every interview was carried out, for this reason we can be certain no double counting took place.

It could be questioned as to what extent there can be certainty that everyone interviewed fitted the definition of homeless. The benefit of having users of homelessness services carrying out the interview paid dividend here. They know the scene better than anyone. The group felt there was one person who was potentially doubtful, otherwise they were very confident that all interviewed were homeless by the defined criteria.

How the survey was designed.

The survey was designed to take a very broad over view. Looking at basic demographics, individual's history of homelessness and the factors that had contributed to their current situation. Questions were also asked about whether people wanted to move on from their situation, what would be helpful to enable them to do this and what their plans were for the future.

Where questions asked about very specific circumstances, such as the local services used and the places they had slept, people were only asked to account for the two months prior to the survey being carried out.

Advice and suggestions from a small number of individuals working within the homelessness field, including Oxford City Council's rough sleeper co ordinator, were taken. The group of users carrying out the survey also inputted suggestions at the end.

How the survey was carried out.

The project was carried out by a member of Elmore staff specifically recruited for this project, with a group of four current/ex users of the Elmore team.

Outreach sessions were arranged in various parts of Oxford City known as likely areas to encounter homeless people. The survey was carried out in the form of an interview and a payment of £3.50 was made for participation.

It was carried out in the autumn as it was felt this avoided the majority of seasonal factors that could have been significant and was carried out in a period of only two weeks. This meant interviewees were basically referring back to the same two months worth of experience and also reduced the chance of people hearing about the survey and possibly 'blagging' to take part.

How much the survey cost and the time required.

The survey was carried out at a cost of £2000.

As a rough guide it can be taken that it required:

- 100 hours of staff time – including the design of the questionnaire, training the user group, admin and co ordination of project, outreach sessions and inputting of final data.
- 50 hours of user time – including training, support, outreach sessions and follow up.

Evaluation of the type of information received

- It was felt that the questionnaire was the right length (twenty questions, roughly four sides of A4), it took about twenty minutes on average to complete an interview.
- Using an interview technique ensured that all forms were fully completed.

Recommendations for how the information received could be improved in the future.

- The project aimed to carry out 50 interviews and endeavoured to target the group of homeless people who use services least in Oxford. Despite not surveying anyone with a current place in a hostel, it was relatively easy to find 50 people to take part. With additional resources the number of participants could have been greater. The target group of the 'hard to engage' suffered possibly, from the fact that the survey quota filled up so quickly and hence maybe the most 'hard to reach' were not found in time.
- This project was as much about testing a method as it was about gaining information. Therefore the questions asked were very broad and not coming from any specific remit. What is clear from the experience gained is that it is a valuable means of gaining information and that in the future much more defined and specific topics could be addressed.

Evaluation of the use of outreach sessions

- Working on the street, which is viewed as a 'neutral space', enabled the interviewers to reach people that normally have very little contact to homeless services or are opposed to them.
- Targeted sessions along the river and out of the town centre enabled the participation of people who actively avoid the town centre.
- Sessions outside day services were productive, people who do not engage in accommodation services will often still use these
- £3.50 felt like the right amount to pay people to participate - not too much so people were hassling to participate purely for monetary reasons but not too little i.e. enough for a packet of tobacco.

Recommendations for how the use of outreach sessions could be improved in the future

- It is possible that core elements of the target group were missed. Particularly with reference to young people, women and sofa surfers.
- In terms of young people it was felt that no one involved knew the areas where best to look for younger people and that these would have to be clearly identified prior to future surveys being carried out.

- With regard to sofa surfers (potentially more likely to be women) it was felt that the outreach venues used would have to be much more targeted, possibly through greater agency involvement and information on people's likely whereabouts. It could mean more out of town venues being used. Advertising the survey specifically requesting people to come forward may also be a possibility worth considering.
- In the future more care could be given to ensure more accurate representative samples of the target group. This could link into current local information on rough sleepers (i.e. current info share list, homelessness applications). For example with an understanding of the numbers within age ranges of people on the info share list you could give a quota for each age range (i.e. of fifty rough sleepers surveyed at least eight have to be between 18 -20).
- The outreach survey sessions were carried out during weekdays 9 –5. It is possible that this missed some groups of people and in the future the timings of sessions would need to be more flexible. For example to take into account the issue that many drinkers get up early and this would be the best chance of interviewing them relatively sober, additionally there is a group of people believed to only come into the town centre to access an evening drop in.
- Carrying out a survey is a valuable opportunity to get information on services out to people who may not be aware of them. There was difficulty in getting up to date copies of Oxford's 'local guides to services'.
- On a purely practical note it got very cold at times and there was no where to go when it was raining.

Evaluation of the involvement of users as interviewers

- The group of users involved in the survey felt recognisable, as if they looked like the kind of people potential interviewees could be approached by and feel comfortable with, "using your own experience and understanding where people were coming from". They were able to explain to people why they felt it was important to have homeless people's experience on record.
- The group had personal contacts and were known to many people, in that way they could be introduced on to other unknown people.
- The group that took part felt it was good to do something useful and constructive about homelessness. It was a personal challenge and got them out of their "comfort zone". It developed their personal confidence (and overcame fears), "reminded me of what life was like", "Good having your voice heard and representing other homeless people".

Recommendations for how the involvement of users as interviewers could be improved in the future

- People would like to have been more involved in the project from the start to finish. From the earliest stage of designing the questionnaire, to writing the report and ensuring how the information is used and where it goes to.

Evaluation of giving a voice for street homeless people

- People were very willing to take part in the survey, they wanted to be heard and for their views to be taken into account.
- Some people were happy to take part for no payment.
- Some people really valued telling their story.

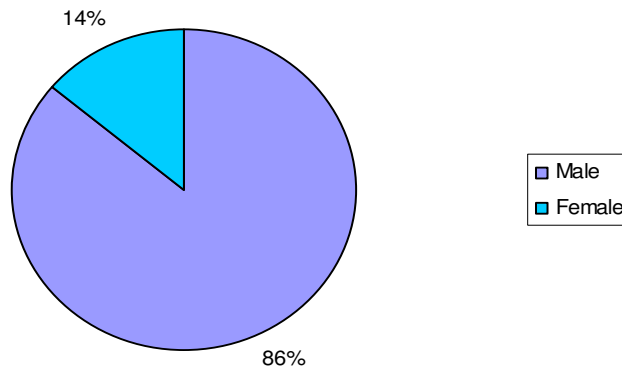
Recommendations for how street homeless people 'having a voice' could be improved in the future

- This project demonstrated that a high percentage of homeless people are very willing to engage in a means of collecting information on themselves, their needs and their views. Their knowledge and experience counts for a great deal and more opportunities for them to be involved should be explored.

The findings of the survey

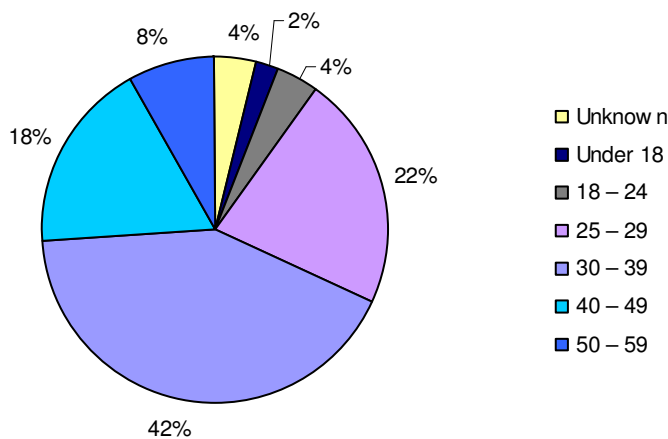
Survey participant's profile

Gender



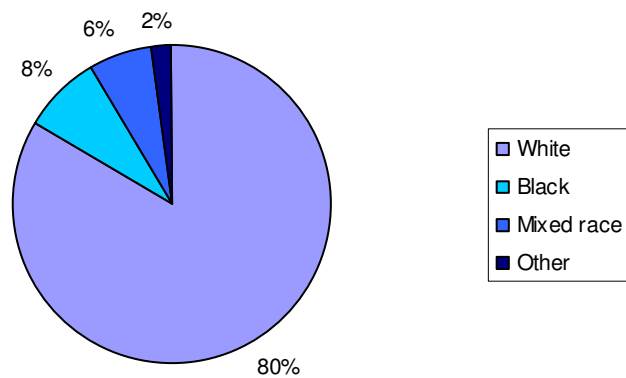
We would be cautious of seeing this as a true reflection of the situation, it is possible that women are simply more 'hidden' as many 'sofa surf'. In order to gain an accurate picture, different methods of engagements would need to be pursued.

Age



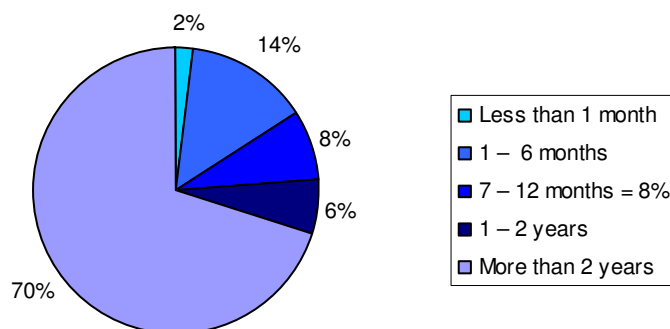
The majority of participants were in their twenties and thirties. Again we would be cautious of the accuracy of the low figures for young people, it is possible we were not looking in the right places and their percentage within this group could be considerably higher.

Ethnicity



Under the ethnic definition of white it is not possible to separate out those who are white British and those who are white European. Prior to the survey being carried out there had been concern over a perceived increase in the number of A8 Nationals (person coming from one of the ascension states) in Oxford. This group would have been distinguishable in the survey by a later question on benefits, as A8 nationalists are not entitled to claim benefits. We can therefore fairly accurately conclude that no one surveyed was an A8 Nationalist. Once again we would treat this with caution, we are aware that it is common practice in Oxford for several A8 Nationalists to be renting one room in the private rental sector and living in cramped conditions and hence we did not find them to survey.

Length of time in Oxford



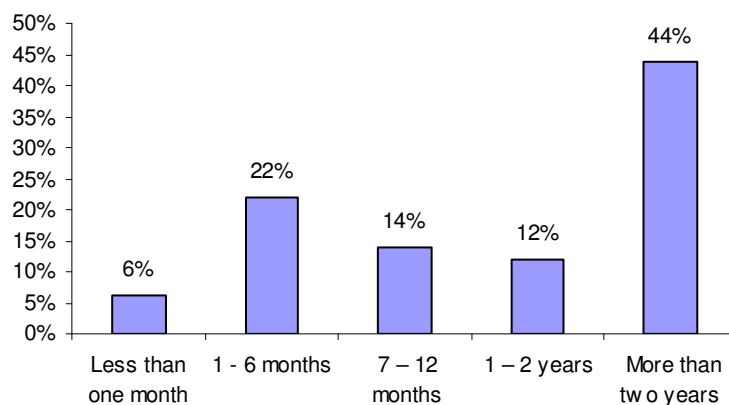
Of the 35 people who had been in Oxford for more than two years, 13 reported that they had been born in the City or had been here for over ten years, 6 reported they came from within Oxfordshire.

Known location prior to Oxford (completely open question)

A huge range of places across the country were given as the last location prior to Oxford. There were no obvious trends, London was the city most frequently given but not by any significant rate. Apart from one gentleman who came from Germany all the locations given were in the UK.

Homelessness situation

Length of time they had been homeless on this occasion.



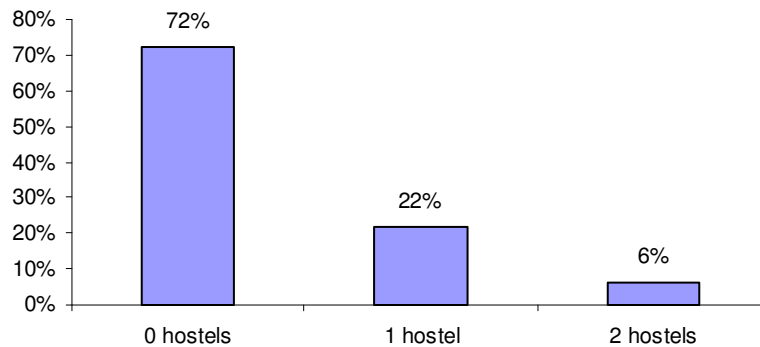
Of the 44% who have been homeless for over two years, most gave much higher figures for the actual number of years, many reported simply ' a lifetime'. This suggests a very entrenched group who have never had secure housing.

80% of those interviewed said they had been homeless before, leaving **20%** for whom this was their first time. Of the 10 people who were homeless for the first time, 5 had been homeless for more than two years.

Use of homeless hostels.

Oxford has four main hostels; two direct access (one for under 25's, one for over 25's), one dry hostel and one wet.

Participants were asked how many of the hostels had they used in the last two months.



Prior to the survey being carried out, there had been concern that a group of people were continually going in and out of hostel provision in Oxford. With this in mind the actual number who had used two hostels is relatively small. Nobody had used three (the maximum that their age allows them to access). The figure that is most surprising is the large number who have used none. However this data may be affected by the fact it refers back to only two months, a time scale of a year would give a clearer, more detailed, indication of the true picture.

Participants who had used hostel provision (28%) were asked why they left. 14% of the 28% gave eviction as the reason, either for arrears or aggressive behaviour. The other most common reason given was linked to not having benefits set up.

Participants who had not used hostel provision were asked the reasons why they chose not to - the reasons given are listed below in order of the frequency they were given.

- The size of hostels and the numbers inhabiting them
- Not wanting to be around people with addictions
- Too many rules, restrictions and red tape
- Lack of security, people not feeling safe
- Too expensive including those not receiving benefits and those intermittently working
- Dislike of the staff and the experience of being promised help but nothing happening
- Owning dogs
- Standard of cleanliness and hygiene

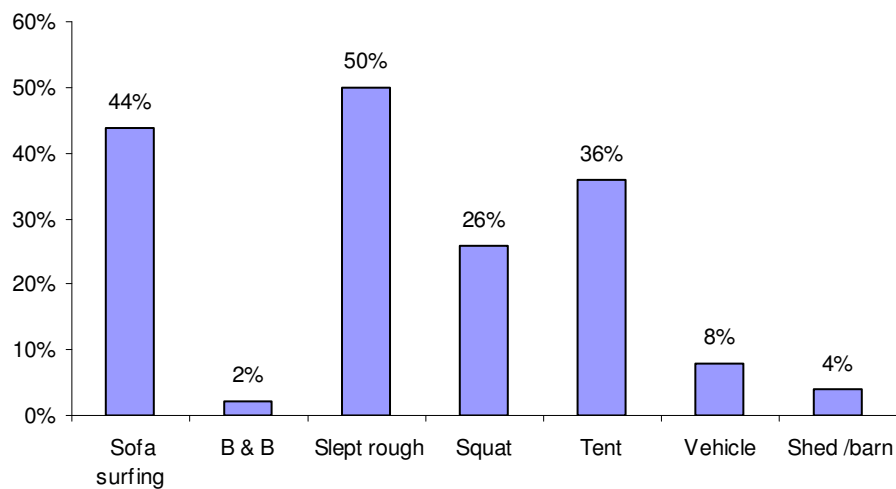
“Sometimes the rules are very stringent on relapse”

“Been promised help but nothing happens”

“I just don't trust anyone”.

“Because of how late I beg I don't get chance to go anywhere else”.

Where people had slept in the last two months other than hostel accommodation



Participants were asked why they had chosen to stay in these places. This question in hindsight is too open and therefore the answers given are very broad. The main themes that came out were ones of safety, anonymity and an element of choice (in terms of which people you surround yourself by).

"I don't feel safe on the streets being female" female currently sofa surfing

"Cause I've gotta sleep somewhere, can't afford a tent" male currently in a barn

"Because it's away from the cold, prefer to be with people I know". Male currently in a squat

Geographical location of sleeping rough

50% of the participants reported having slept rough in the last two months. They were additionally asked whether they chose to sleep rough in the city centre. This question was asked to gain an impression of the accuracy of the street count. There has been concern raised that many people sleep rough outside of the city centre and hence the street count can not give an accurate picture in terms of numbers.

Of those who had slept rough in the last two months

- 16% said they always slept in the city centre
- 64% said they would sometimes sleep in the city centre
- 20% said they would never sleep in the city centre

The question of whether people would consider sleeping rough in the city centre was additionally asked to all participants regardless of whether they had in the last two months or not. This geographical question seems to largely rest on security and anonymity with two common extremes. A small group of people choose to always sleep rough in the City centre, commonly appearing to always sleep by CCTV cameras or in places in very close proximity to the police station or other services. On the other extreme, the vast majority of those choosing to sleep in a tent said they would never sleep rough in the town centre for safety reasons and to avoid hassle.

“Too much harassment from everyone”

“For personal safety and quiet undisturbed nights, also I can leave my tent and personal effects safely undisturbed instead of having to carry everything”

Contact with the police as a result of sleeping rough (this does not include having contact with the police due to begging)

60% of participants reported having had contact with the police in Oxford at some point due to rough sleeping, of those:

- 60% were moved on
- 30% were arrested
- 20% were cautioned
- 37% were checked to make sure they were ok
- 14% were given information on agencies that can offer support

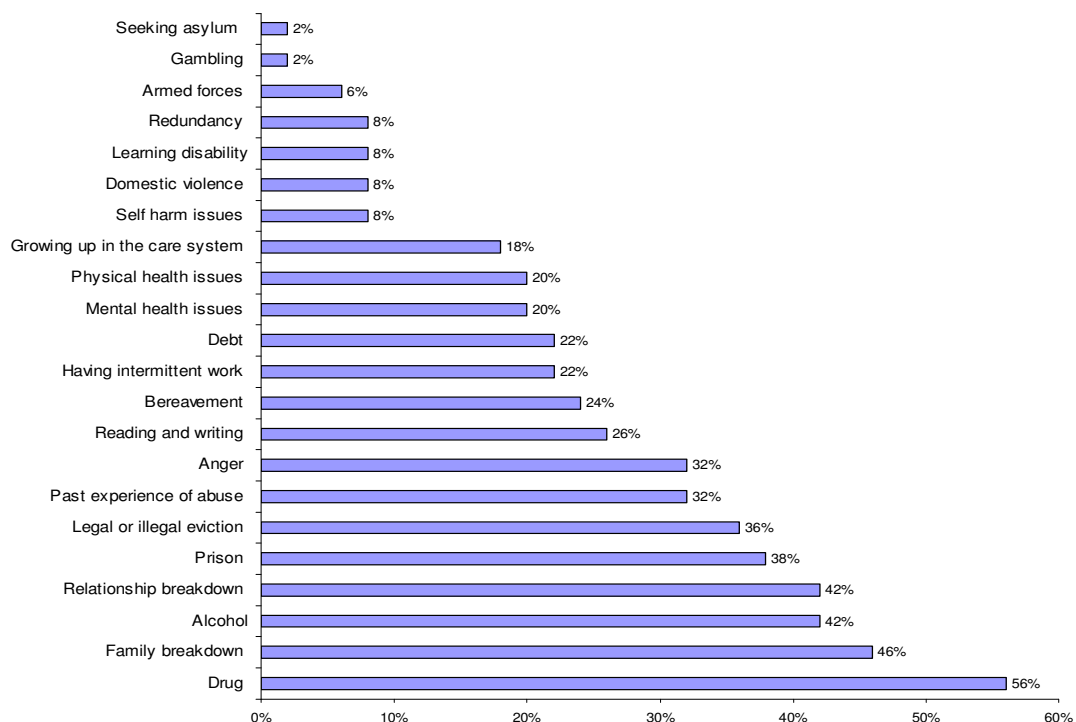
“I was treated with utter contempt and as if I was a waste time, I was kicked to wake up”.

“They warned me to be careful and not to be a victim of crime – they gave me chocolate”.

Needs, support and Move on

Issues contributing to homelessness

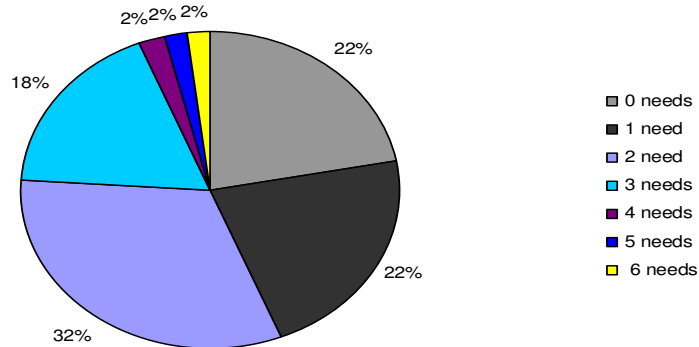
Participants were asked which issues they felt had contributed to their current situation of homelessness



Number of reported needs

Needs in this instance are defined as:

- Mental health
- Drug & alcohol
- Learning disability
- Physical disability
- Self harm
- Domestic violence
- Offending

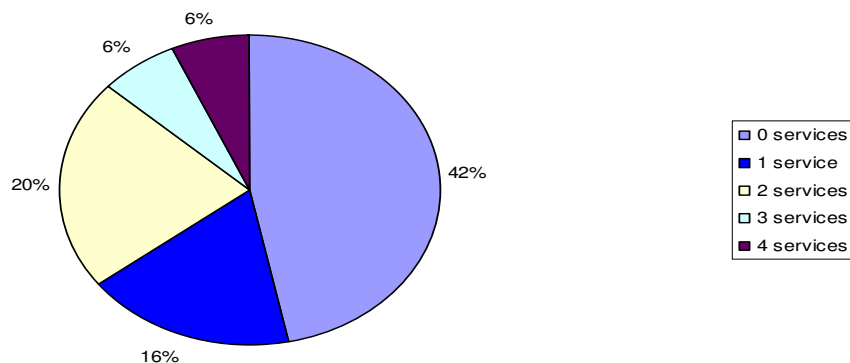


The number of needs identified are reliant on what information individual chose to disclose about themselves. A number of the people recorded as 0 did not want to disclose any information in this area. Our prediction would be that the percentages of people with multiple needs could be higher.

Time spent in crisis services

Participants were asked if they had spent time in any crisis services over the last two months

- 36% had been in police custody
- 26% had appeared in court
- 14% had spent time in prison
- 18% had spent time in a hospital (physical health)
- 2 %had spent time in a hospital (mental health)
- 16% had been to the Oxford A & E department

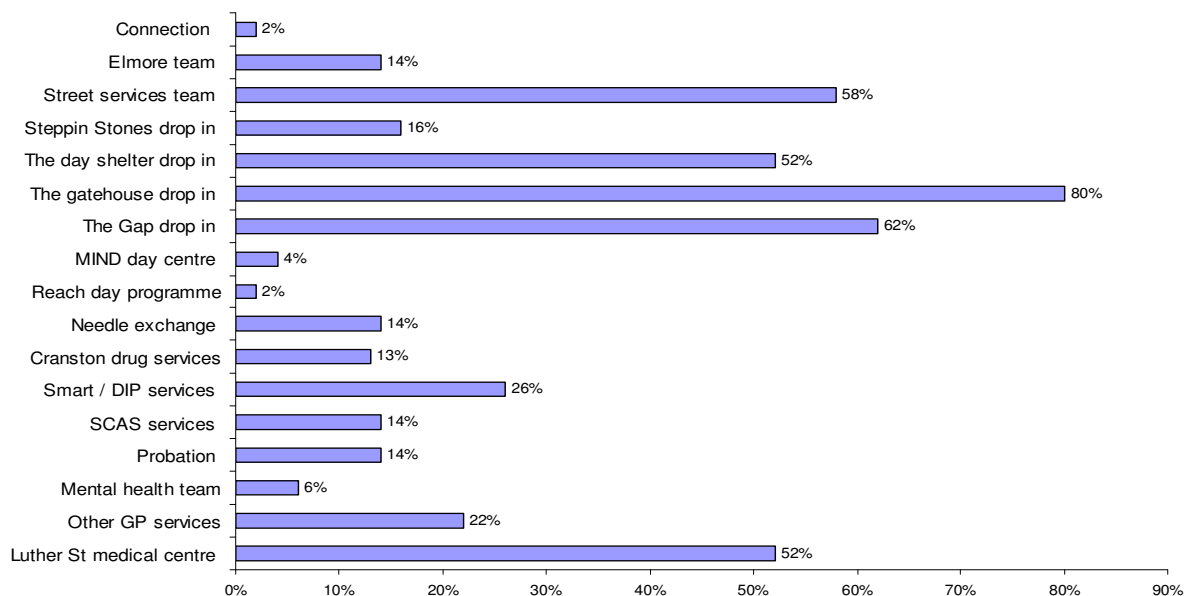


Finances and benefits

76% of participants said they received benefits. Those that did not reported surviving by doing casual work, begging, selling the big issues, shop lifting, assistance from family, supermarket skips and from handouts.

Support Services which people engage in

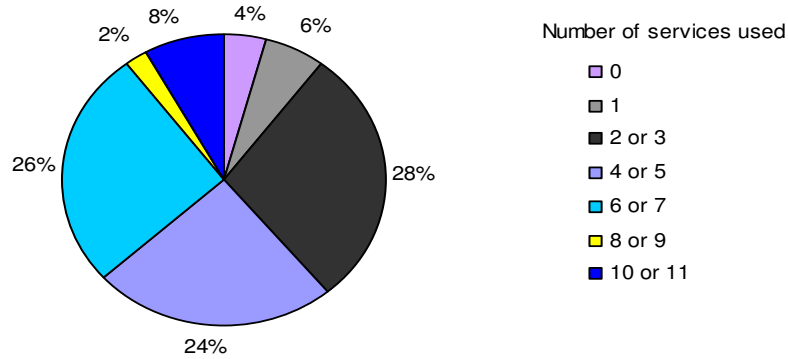
Participants were asked which local support services they had used over the last two months. This included all homeless drop in facilities, primary care services, addiction services, mental health services and support services



Whilst 78% of participants had not used any accommodation services in the last two months, only 4% had not used any support services.

A very high proportion of people were accessing drop in day services which highlights the importance of these facilities for this group. Reassuringly very nearly

three quarters of people were accessing primary care, (although this figure should be treated with some caution as there is the possibility of duplication of people with the figures given for 'other GP services' and 'Luther St medical centre').



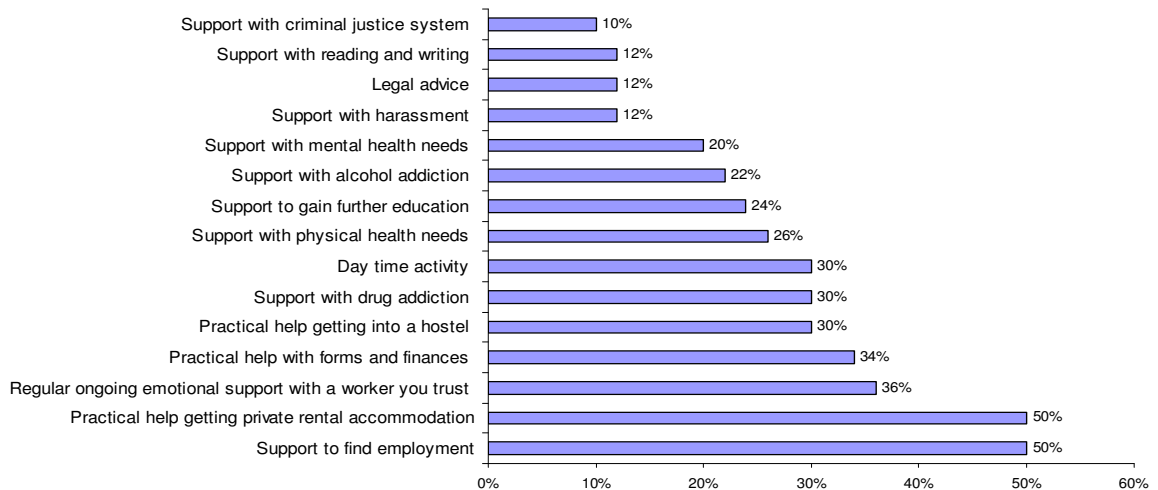
Move on

92 % of the people interviewed said they wanted to move on from their situation

"No happy as I am"

"Yes I want a bed sit".

Support that would be helpful right now



The two most requested sources of support from this group are possibly the two traditionally least catered for in service provision, but ones that there has been increased work into over the last couple of years.

Plans for winter (completely open question)

Everyone was asked about their plans for the coming winter. For the majority just finding some way of keeping warm was the priority, with an increased effort to try and access either private rental, a hostel, rehab or trying another city with more vacancies. A fair percentage had no plan at all and some were very negative about their prospects in the winter months.

“Try not to freeze” “To die”

“I want to go to university and study and get a life and start fresh”

“Continue to try and cope with my depression, get stronger in my mentality”.

Hopes for the future (completely open question)

The majority of people wanted to be securely housed, employment and education were also high on people's agendas.

“To get into the night shelter or other hostel – anywhere”

“To be as normal as possible”.

“Get back with the girlfriend and get a job and maybe stay sober”.

“Support myself, have a family and live happily ever after”.

Should you require any further information please do not hesitate to contact us.

**The Elmore Team
Bullington House
174b Cowley Rd
Oxford
OX4 1UT**

Tel 01865 200130

Fax 01865 246039

Email info@elmoreteam.org.uk

www.elmoreteam.org.uk

Appendix 1.
The questionnaire used

Elmore Team Homelessness Survey

This questionnaire is being run by the Elmore Team and is funded by the national homelessness charity SHELTER. All the information will be compiled into a report that will be made available to SHELTER and to local providers of homelessness services in Oxford. We will doing the questionnaire with people who are homeless.

For this survey **homelessness** means:

- Not having your any accommodation at all: ie sleeping rough–street/car/tent/car park/shed.
- Not having a tenancy: ie squat or sofa surfing/sleeping on a friend’s floor.

Under the above definition are you currently homeless? Yes No

Only people who have answered **Yes** go on to do the questionnaire.

- All information will be recorded anonymously – your name will not be on anything.
- A member of the Survey team will ask the questions and record your answers.
- The questionnaire will take approximately 20 minutes.
- You will be paid £3.50 for taking part.
- If you agree to do the questionnaire you will be expected to answer as many questions as possible. How much detail you tell us in response to any question is up to you.
- Confidentiality: the person doing your interview and the paid worker leading the survey team will not be talking about your personal information to any other person.
- Confidentiality – Exceptions: where there are any serious concerns about risk of harm to yourself or another person or child.

1. Profile (tick boxes as relevant)

Male **Female** **Age**

Ethnicity

White Asian or Asian British Mixed Chinese

Black or Black British Do not wish an ethnic background category to be recorded

Any other details.....

Any other ethnic background Specify:

How long have you lived in Oxford?

Less than a month 1 – 6 months 7 months – 1 year
1 - 2 years more than 2 years

Where were you before Oxford?

.....

How long have you been homeless this time? (please tick)

Less than a month 1 – 6 months 7 months – 1 year
1 - 2 years more than 2 years

Have you been homeless before? No Yes - How long for?

2. In the last two months which of the following places have you slept in? (tick any)

The Bridge Night Shelter/O'Hanlon House ECHG Simon House Supported housing project Other Why did you leave?

.....

Where else have you slept in the last 2 months?

Friend's floor B & B Slept rough/street Squat In a tent Other

3. If you answered slept rough in the last 2 months where have you slept?

.....

.....

Why have you chosen this place?.....

.....

.....

4. Do you sleep rough in the city centre?

(We are classing the city centre as the area covered within the borders of St.Giles Church, Magdalen Bridge, Botley Bridge and Folly Bridge)

Yes, all the time Sometimes No never

If you don't sleep rough in the city centre is there a reason why?

.....

5. Have you ever had any contact with the police as a result of sleeping rough?, (This does not include having contact with police due to begging) Yes No

If **yes** were you:

Moved on Arrested Cautioned Checked to make sure you were OK

Given information on agencies that can offer support

Other (please specify).....

6. Have you ever had any health issues as a result of sleeping rough? Yes No

If yes, could you say what these were?.....

.....

.....

7. If you are rough sleeping do you want to move on from your current situation?

Yes No If no why not?.....

.....

8. What stops you using hostels?

.....

.....

.....

.....

9. Have any you had any issues which have contributed to your current situation? (please tick all that apply)

Learning disability Anger (losing your temper) Relationship breakdown Debt

Gambling problem Mental health issues Growing up in care system Prison

Redundancy Alcohol issues Drug issues Bereavement Armed forces

Past experience of abuse Physical health issues Self harm issues

Domestic violence Seeking asylum Legal or illegal eviction Family breakdown

Having intermittent work Reading + writing Other

.....

.....

10. Have you spent time in any of the following in the last two months?(tick any)

Police cell Court Prison Hospital (physical health)

Hospital (mental health) A & E department

11. How do you support yourself?

Do you currently receive benefits? Yes No

If no why not?.....

.....

12. Which of the following services in Oxford have you had contact with in the last two months? (say 'yes' or 'no' to any)

Street Services Team Luther Street Medical Centre Other GP MIND day centres
Gatehouse The Day Shelter (Nightshelter) Steppin Stones Elmore Team
Connection Floating Support Community Mental Health Team Probation
The Gap SMART/DIP LIBRA SCAS Rectory Road Needle exchange
REACH Day Programme Other

.....

13. What support would be helpful for you right now? (say 'yes' or 'no' to any)

Practical help getting into a hostel Practical help with forms and finances
Support with drug addiction Support with alcohol addiction
Support with mental health needs Support with physical health needs
Support with Criminal Justice System Support to gain further education
Support to find employment Support with neighbours and harassment
Legal advice Practical help getting private rented accommo
Day time activity Support with reading and writing
Regular ongoing emotional support with a worker you trust Other.....

.....

14. What are your plans for this winter?

.....

What hopes and plans do you have for the future?.....

.....

.....

.....

.....